

# Smart Photonic Crystals of Stimuli-responsive Microgels

Golnaz Isapour, Marco Lattuada

Adolphe Merkle Institute (AMI), Fribourg, Switzerland  
[golnaz.isapourlaskookalayeh@unifr.ch](mailto:golnaz.isapourlaskookalayeh@unifr.ch)

## Abstract


Smart microgels have attracted great attention in soft matter studies for various applications, such as drug delivery vehicles and sensors, owing to their ability to respond to a variety of physical and chemical stimuli, e.g. temperature and pH. Poly (N-isopropylacrylamide) (PNIPAM) with a thermoreversible volume phase transition (VPT) temperature of  $\sim 32\text{ }^{\circ}\text{C}$ -  $34\text{ }^{\circ}\text{C}$  and poly (vinylpyridine) (PVP) with  $\text{pK}_a \sim 4$  are among the most studied polymers with temperature and pH responsive behavior, respectively. Colloidal crystals of monodisperse microgels made of these polymers can show iridescent colors. The stimuli responsiveness, on top of this, provides them the ability of changing their size and therefore their spacing in colloidal crystals assembly, which results in a color change. Incorporating organic or inorganic dyes in the microgels combine with the structural color further allows one to enhance/tune the color-changing pattern within the system. The objective of this work is to prepare monodisperse pH and temperature-responsive microgels by means of water-based free radical polymerization methods with modification of previous works [1,2], which can undergo strong change in their size in response to a stimulus. The self-assembly of these microgels into ordered crystalline structures, as well as their ability to either alter their structural order to reversibly move towards a disordered state in response to a stimulus has been investigated (Fig.1 -3).

## References

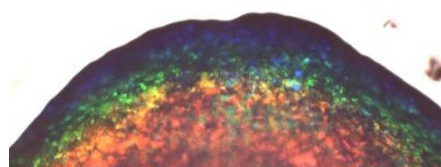
- [1]. D. Suzuki, T. Yamagata, K. Horigome, K. Shibata, A. Tsuchida, T. Okubo, *Colloid Polym Sci.* **2012**, 290:107–117
- [2]. K. Fan, M. Bradley, B. Vincent, *J. Colloid Interface Sci.* **2010**, 344, 112-116

## Figures

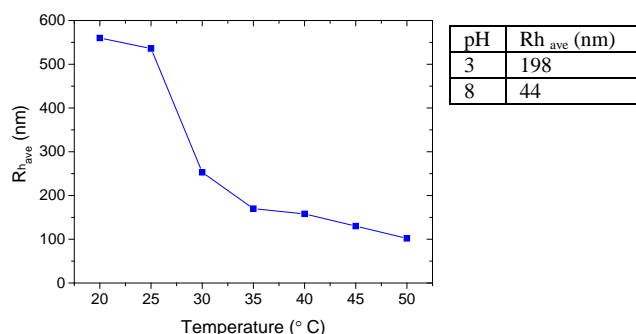
Keywords: Stimuli-responsive, Microgels, Color change



**Fig. 1: Microgels morphology-**  
Left: PNIPAM, Right: PVP



**Fig. 3: Drop of liquid PVP microgels on Silicon wafer**



**Fig. 2: Average hydrodynamic radius change with**  
Left: temperature- PNIPAM, Right: pH- PVP